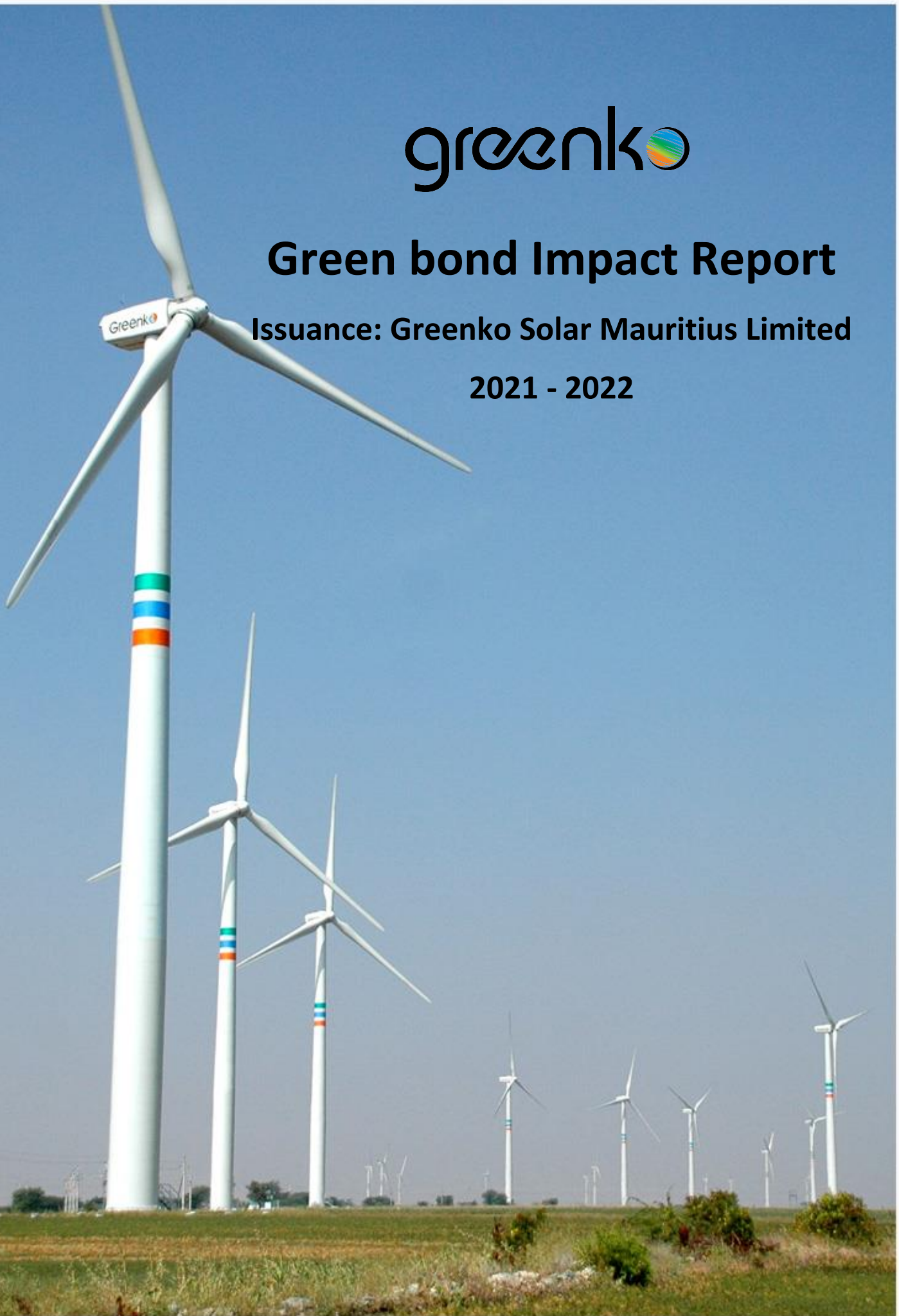




# Green bond Impact Report

Issuance: Greenko Solar Mauritius Limited

2021 - 2022



## Table of contents

<b>Section 1. Introduction</b>	-	-	-	-	-	-	-	<b>3</b>
<b>Section 2. Bond issuance details</b>	-	-	-	-	-	-	-	<b>3</b>
<b>Section 3. Sustainability and Greenko's Green Bond</b>	-	-	-	-	-	-	-	<b>3</b>
<b>Section 4. Greenko's Green Bond Framework</b>	-	-	-	-	-	-	-	<b>3</b>
<b>Section 5. Greenko's Green Bond Impact report</b>	-	-	-	-	-	-	-	<b>4</b>

## 1. Introduction

Founded in 2004, Greenko Group, through our subsidiaries, develops and operates clean energy projects in India. Greenko’s portfolio includes solar, wind, hydropower, natural gas, and biomass assets in India. Through these assets, the group generates and sells electricity to state utilities, private customers, and other electricity transmission and trading companies. Greenko also operates as an intermediate financing company for the development of clean energy projects. Greenko is headquartered in Hyderabad, India. Greenko has a vision of “Powering India with decarbonized, digitized & decentralized energy assets” and its mission is “building, owning & operating high-quality renewable energy assets by leveraging leading edge technologies for a stable and inclusive future”. On Greenko’s website, we disclose that we have an objective to be a responsible corporate citizen. This includes incorporating sustainability operationally and contributing to environmental and social impact in local communities. Greenko aims to achieve this objective through the generation of clean energy and the implementation of community programs centered on education, health, and environmental stewardship.

This report gives an overview of the allocation of green assets to Green Bond and describes the impact of the Green Bond on a project by project level. The issuance of the Green Bond is even further reinforcing Greenko’s commitment to sustainable development.

## 2. Bond issuance details

Sl. No.	Details	
1.	Green Bond issuance Year	2019
2.	Bonds issued by	<b>Greenko Solar Mauritius Limited</b>
3.	Total amount	USD 1035 million
4.	ISIN	USV3855GAA86 USV3855GAB69

## 3. Sustainability and Greenko’s Green Bond

Greenko recognizes that climate change is one of the most important issues the world is presently facing. Therefore, the transformation to a decarbonized, climate resilient, and circular economy is an important focus in Greenko’s sustainability strategy. Our sustainability policies and sustainable business processes help us to reduce climate related and other environmental risks and to boost the development of sustainable alternatives.

Green Bonds are one of Greenko’s initiatives to contribute to a more sustainable future. The proceeds are used to refinancing and funding projects that meet the criteria and have a positive impact on the environment by reducing the emissions of greenhouse gases and promoting the sustainable use of resources.

## 4. Greenko’s Green Bond Framework

For the purpose of issuing a Green Bond, Greenko has developed a framework, which addresses the four key pillars of the Green Bond Principles (GBP): use of proceeds, the process for project selection, the management of proceeds, and reporting.

Greenko’s Green Bond framework is published in Greenko’s website <http://www.greenkogroup.com/>

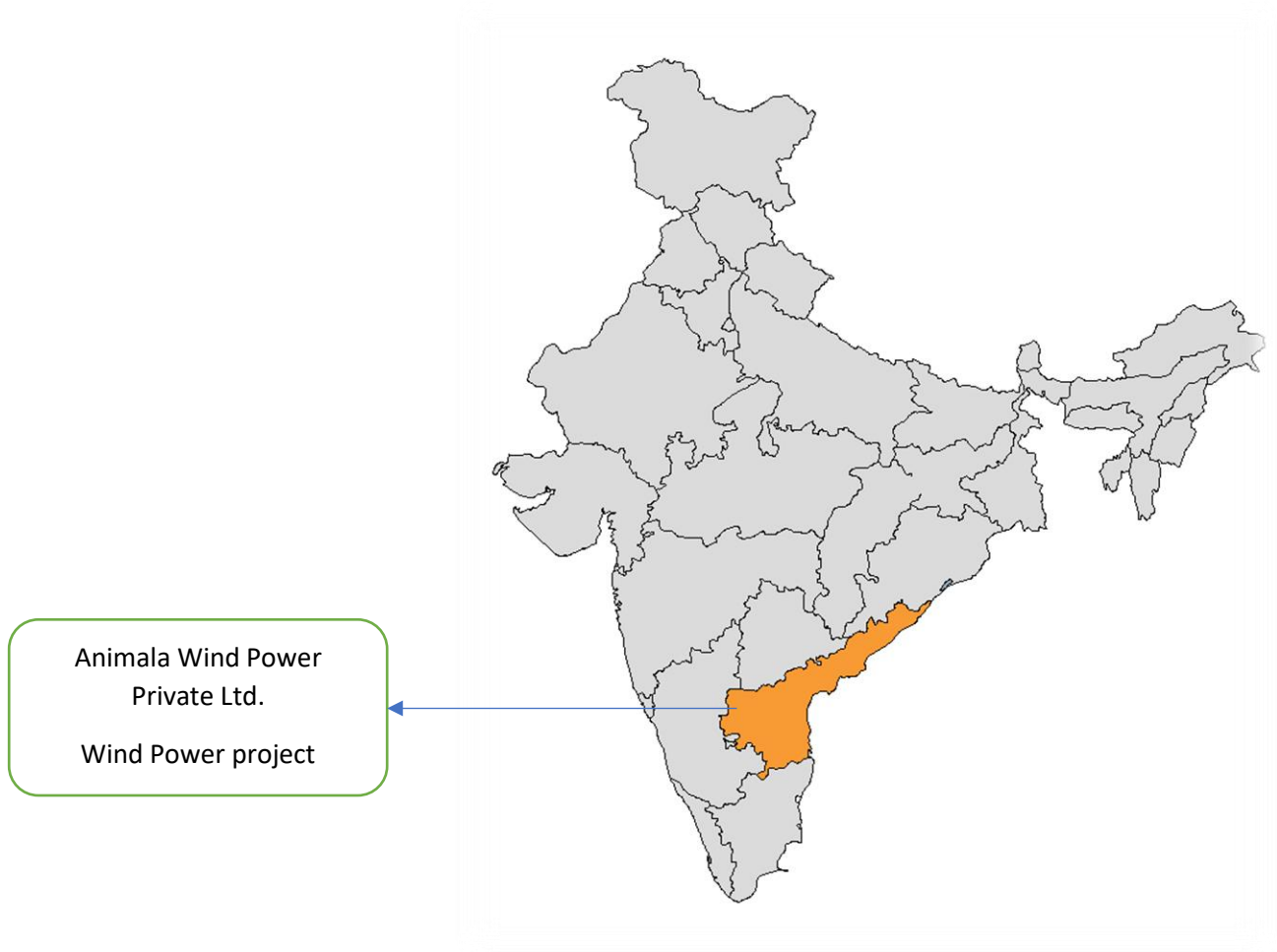
## 5. Greenko's Green Bond impact report

The table below summarizes the environmental benefits in FY 2021-22 related to the projects coming under this Green bond.

S.No.	Name of entity	Technology	Capacity MW	FY 21-22 Generation in MWh	Grid Emission factor	CO2 avoided (in MtCO2)
1	Animala Wind Power Private Ltd.	WIND	84	174145	0.81	0.14105777
2	Axis Wind Farms (MPR Dam) Private Ltd	WIND	104	256206	0.81	0.207526999
3	Saipuram Wind Energies Private Ltd.	WIND	102.5	207904	0.81	0.168401947
4	Skeiron Renewable Energy Kustagi Private Limited	WIND	50.4	136351	0.81	0.07845462
5	Shanay Renewable Limited	WIND	21	57231	0.81	0.035143001
6	Greenko Bercha Wind Power Private Limited	WIND	50	120832	0.81	0.01661229
7	Greenko Jaisalmer Wind Energy Private Limited	WIND	39.9	61297	0.81	0.016536446
8	Greenko DND Wind Power Private Limited	WIND	22.5	48771	0.81	0.015666383
9	Greenko Maha Wind Energy Private Limited	WIND	34	68547	0.81	0.087273369
10	Greenko Mamatkhedha Wind Private Limited	WIND	160.5	323299	0.81	0.11044424
11	Greenko Uravakonda Wind Power Private Limited	WIND	100.8	211401	0.81	0.046356705
12	Greenko Agar Wind Power Private Limited	WIND	40	119658	0.81	0.097873716
13	Jilesh Power Private Limited	SOLAR	45	96858	0.81	0.049650916
14	Achintya Solar Power Private Limited	SOLAR	20	43386	0.81	0.039504269
15	Vishvarupa Solar Power Limited	SOLAR	10	20509	0.81	0.055523227
16	Suvarchas Solar Power Private Limited	SOLAR	10	20415	0.81	0.261872059
17	Grinibhrit Solar Power Limited	SOLAR	10	19341	0.81	0.171235076
18	Zuka Power Private Limited	SOLAR	48	107745	0.81	0.096923054
19	Greenko Charanka Solar Energy Private Limited	SOLAR	40	88120	0.81	0.068673465
20	Greenko Suvaan Energy Private Limited	SOLAR	100	196090	0.81	0.168492383
	<b>Total</b>		<b>1092.6</b>			<b>1.885488059</b>

Project by project environmental benefit details are presented below.

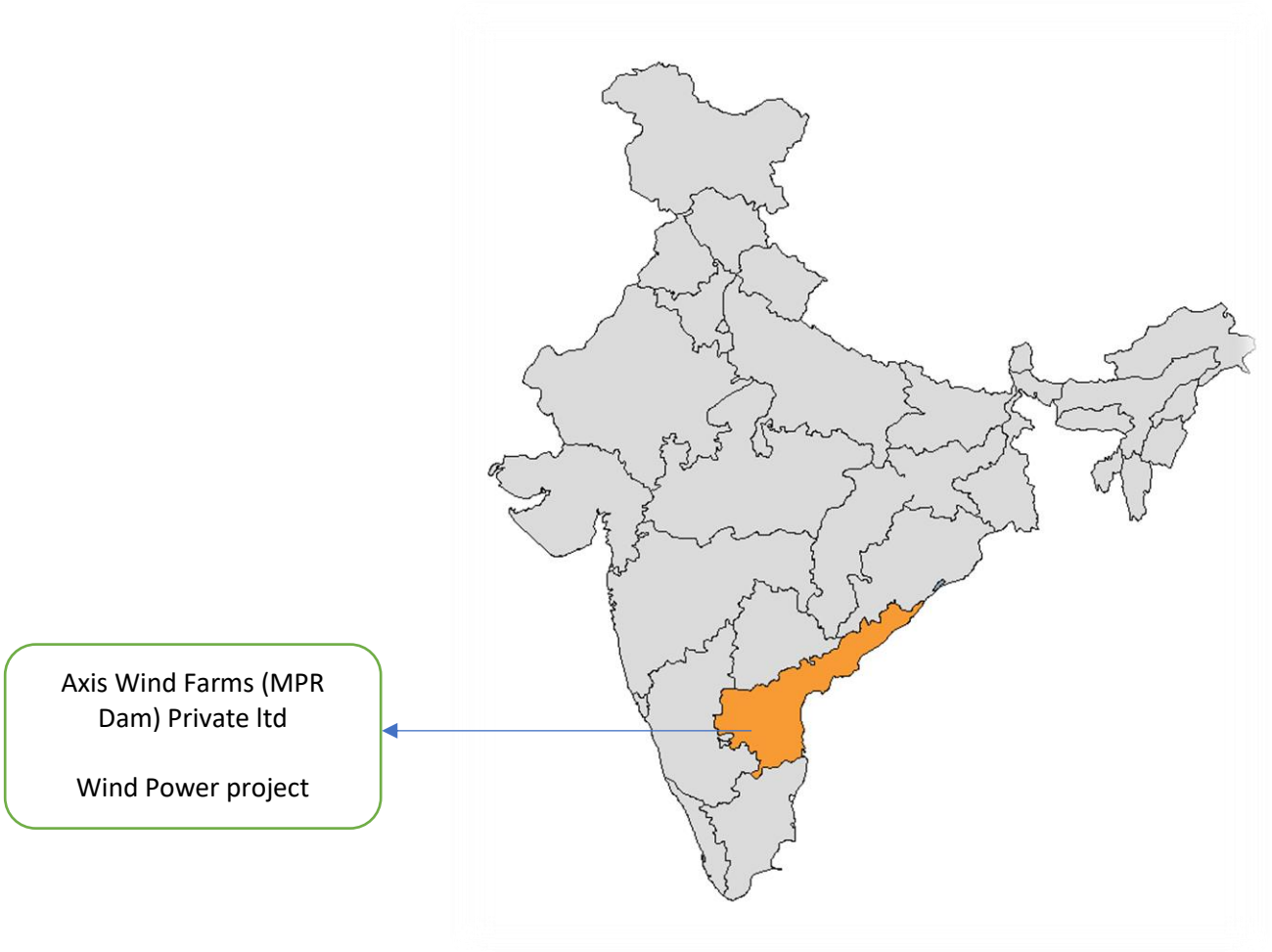
<b>Project 1</b>	<b>Animala Wind Power Private Ltd.</b>
Capacity in MW	84
State	Andhra Pradesh



**GHG saving**

Year	GHG avoided in Million tCO2
2021 – 2022	0.14105777

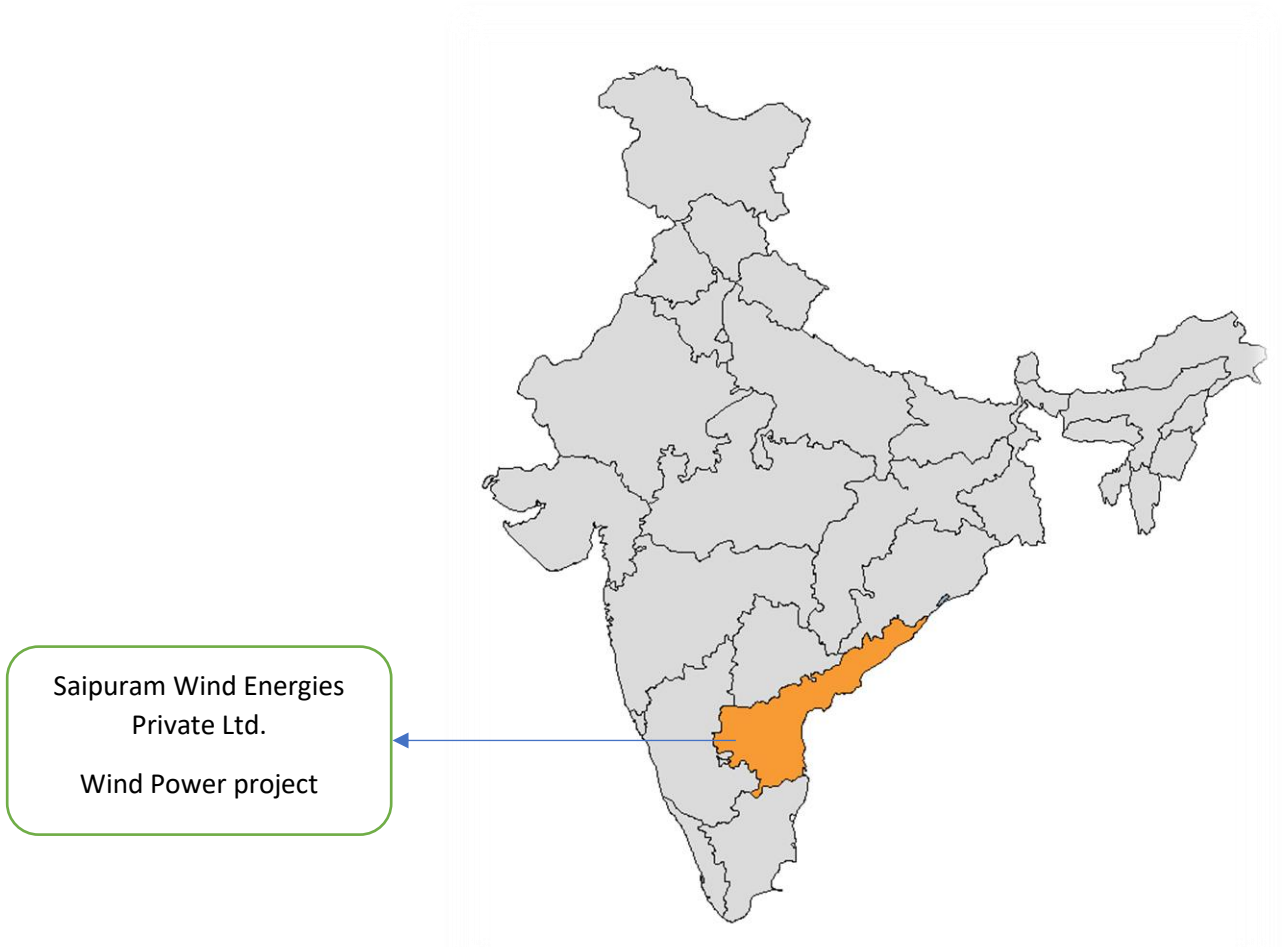
<b>Project 2</b>	<b>Axis Wind Farms (MPR Dam) Private Ltd</b>
Capacity in MW	104
State	Andhra Pradesh



**GHG saving**

Year	GHG avoided in Million tCO2
2021 – 2022	0.207526999

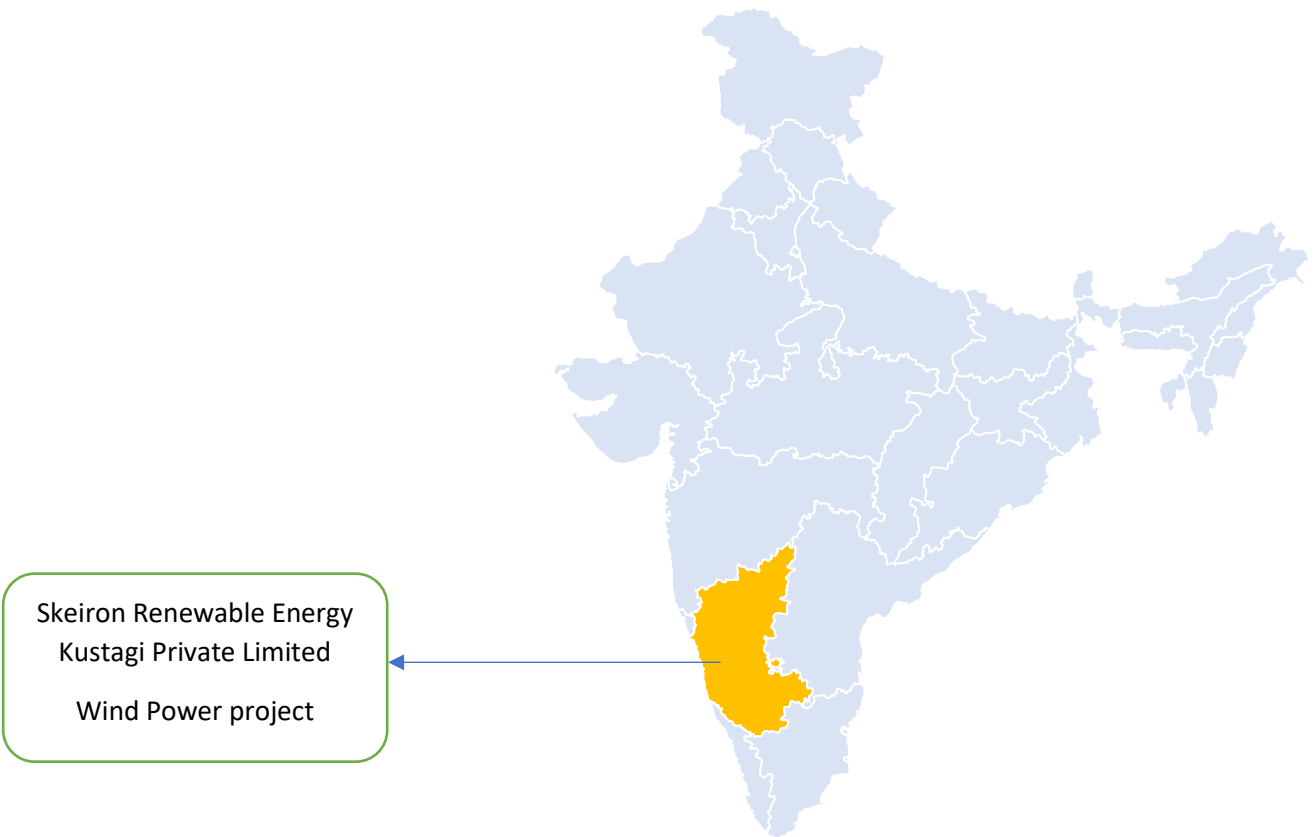
<b>Project 3</b>	<b>Saipuram Wind Energies Private Ltd.</b>
Capacity in MW	102.5
State	Andhra Pradesh



**GHG saving**

Year	GHG avoided in Million tCO2
2021 – 2022	0.168401947

<b>Project 4</b>	<b>Skeiron Renewable Energy Kustagi Private Limited</b>
Capacity in MW	50
State	Karnataka

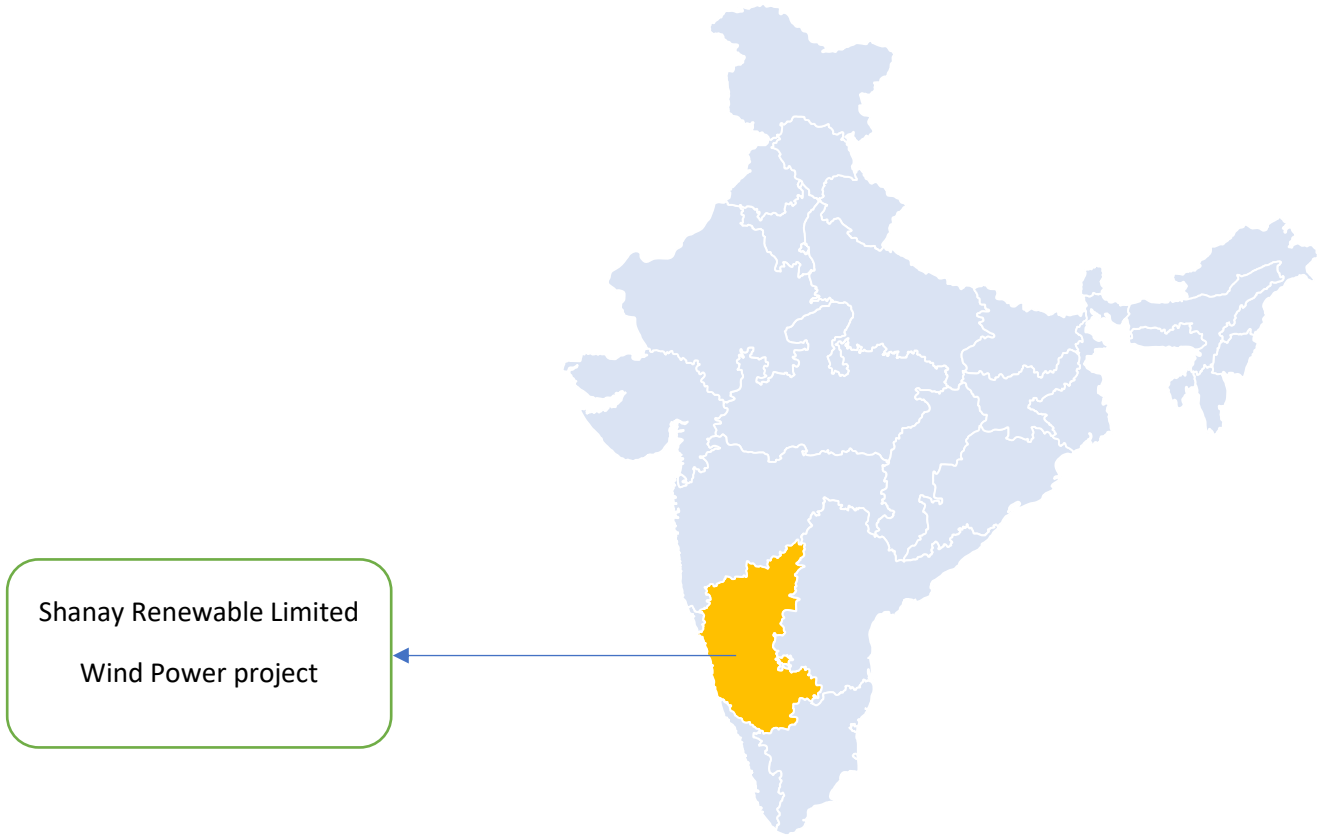


**GHG saving**

Year	GHG avoided in Million tCO <sub>2</sub>
2021 – 2022	0.07845462



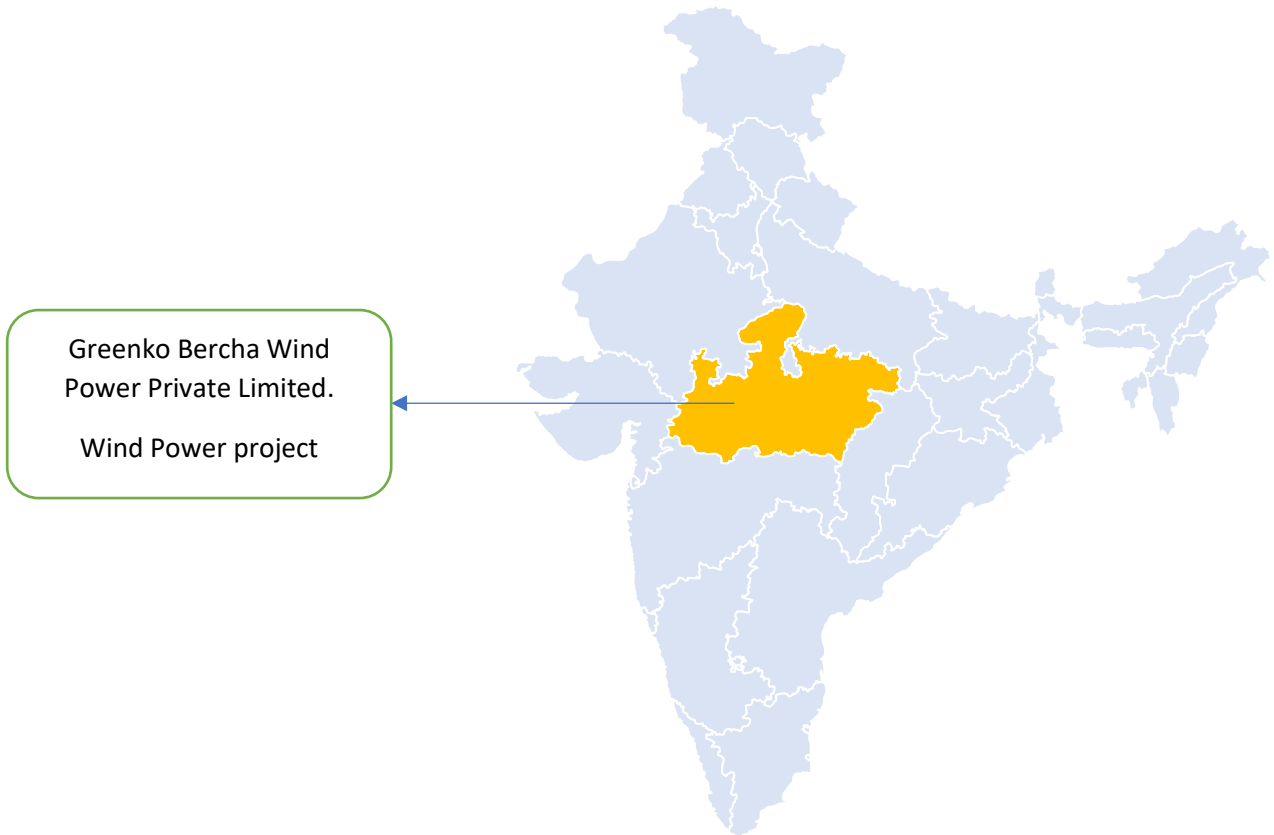
<b>Project 5</b>	<b>Shanay Renewable Limited</b>
Capacity in MW	21
State	Karnataka



**GHG saving**

Year	GHG avoided in Million tCO2
2021 – 2022	0.035143001

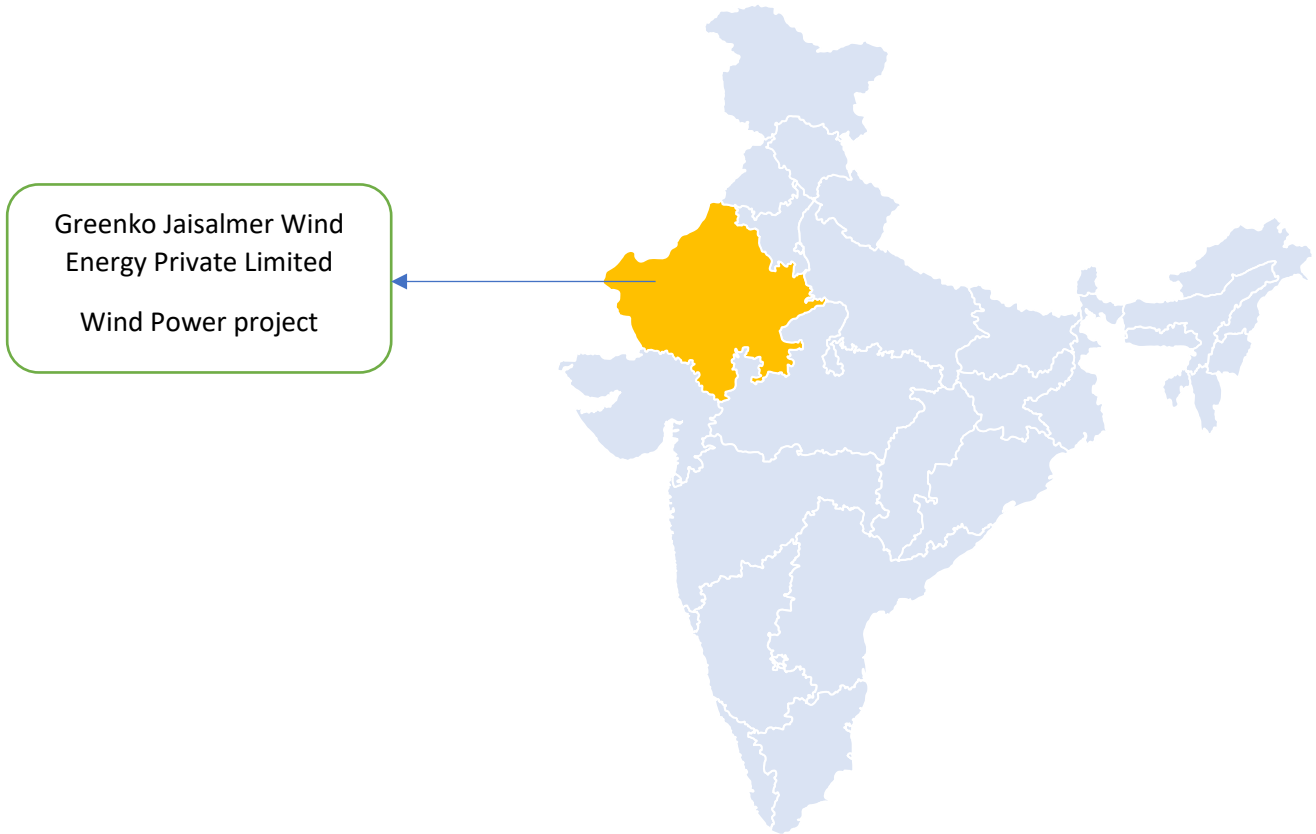
<b>Project 6</b>	<b>Greenko Bercha Wind Power Private Limited</b>
Capacity in MW	50
State	Madhya Pradesh



**GHG saving**

Year	GHG avoided in Million tCO2
2021 – 2022	0.01661229

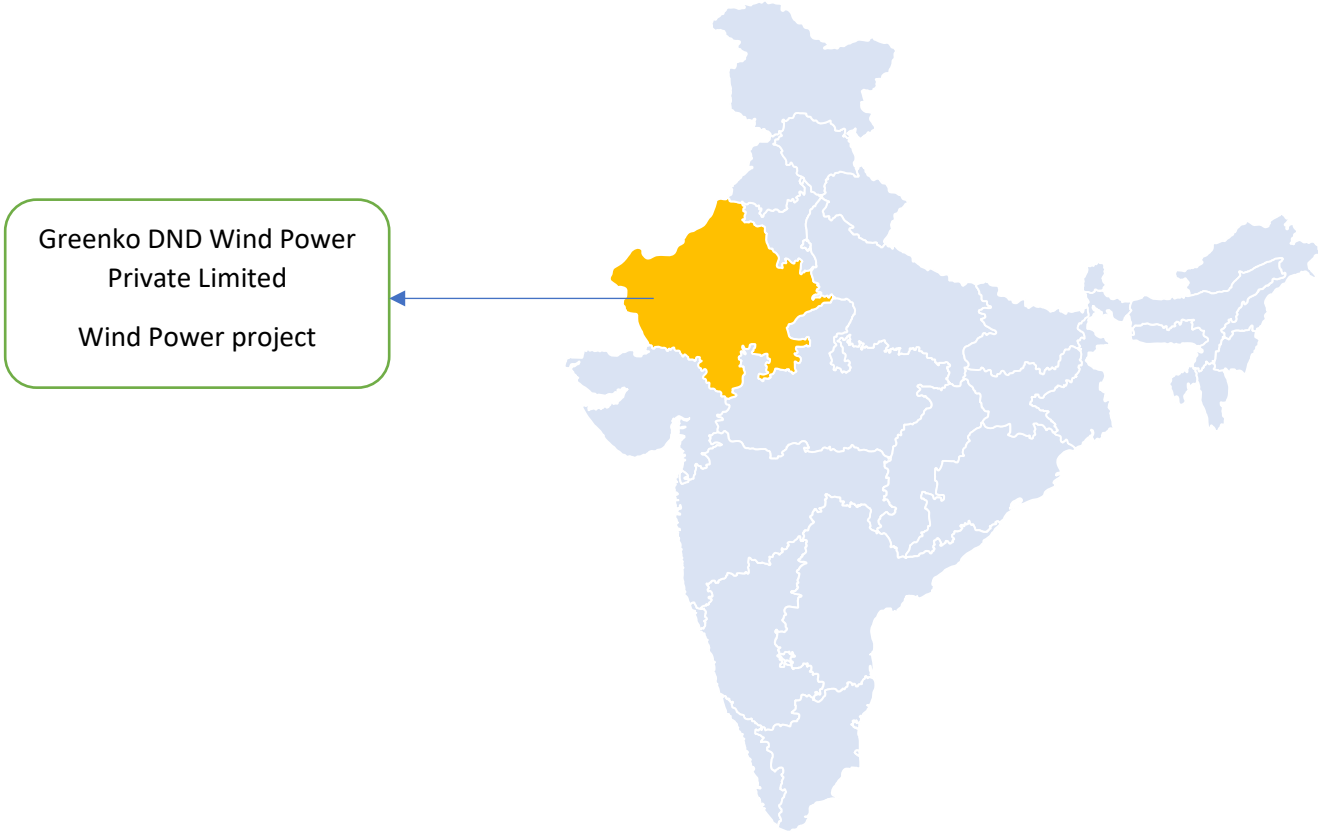
<b>Project 7</b>	<b>Greenko Jaisalmer Wind Energy Private Limited</b>
Capacity in MW	39.9
State	Rajasthan



**GHG saving**

Year	GHG avoided in Million tCO2
2021 – 2022	0.016536446

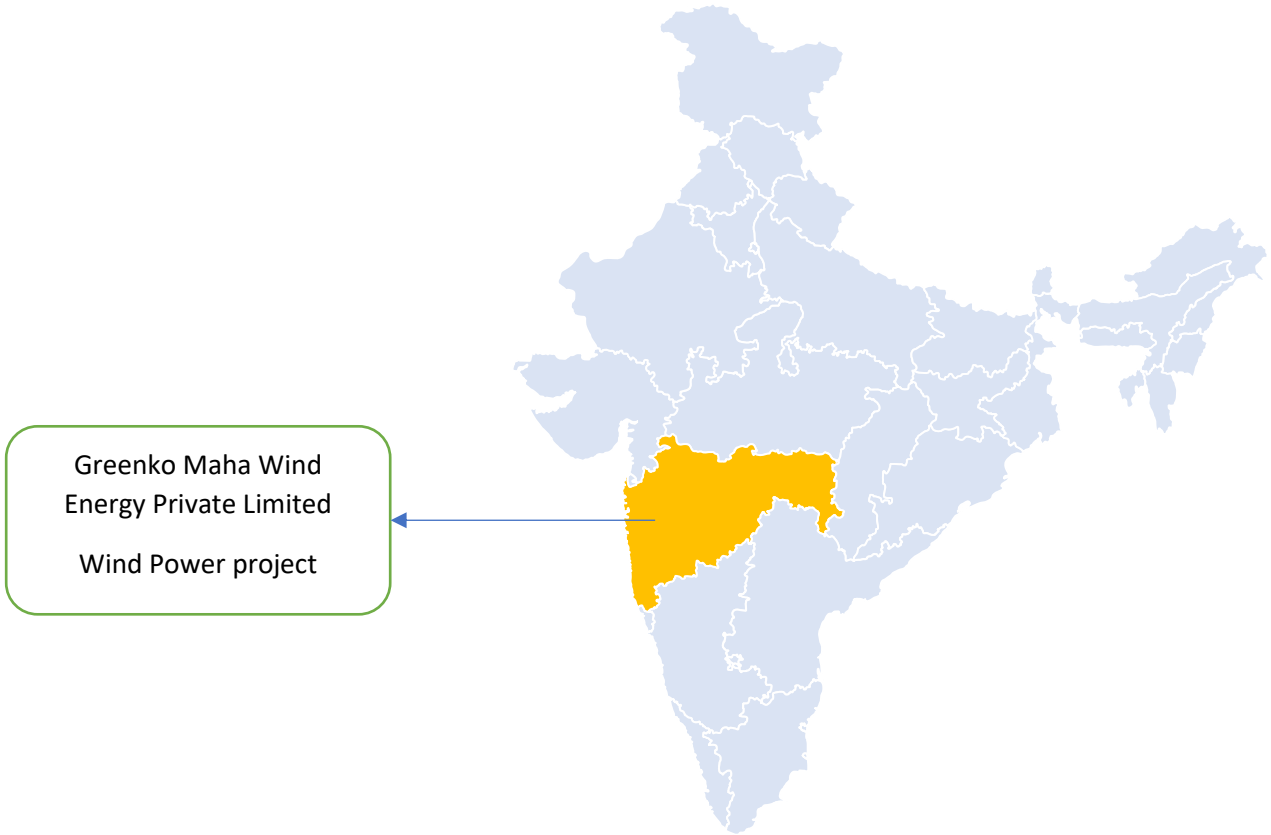
<b>Project 8</b>	<b>Greenko DND Wind Power Private Limited</b>
Capacity in MW	22.5
State	Rajasthan



**GHG saving**

Year	GHG avoided in Million tCO2
2021 – 2022	0.015666383

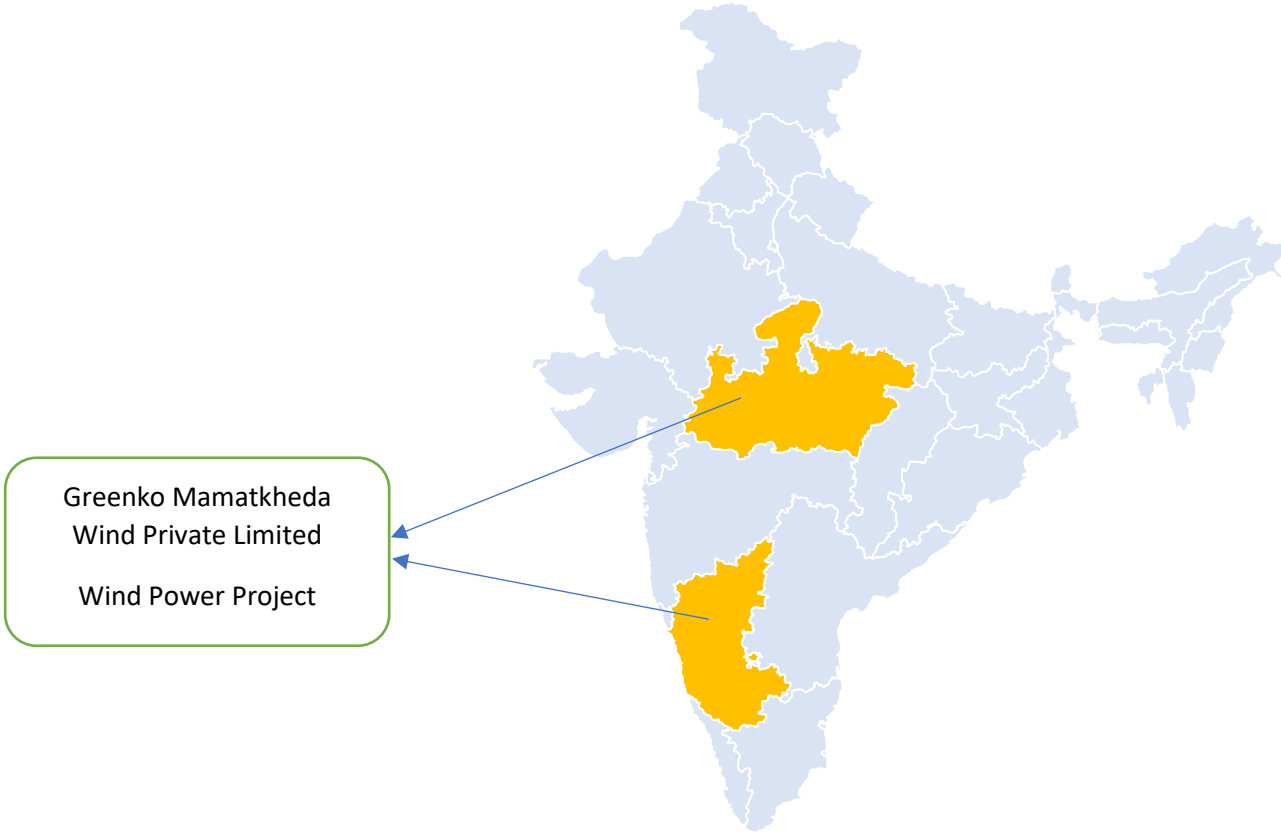
<b>Project 9</b>	<b>Greenko Maha Wind Energy Private Limited</b>
Capacity in MW	34
State	Maharashtra



**GHG saving**

Year	GHG avoided in Million tCO2
2021 – 2022	0.087273369

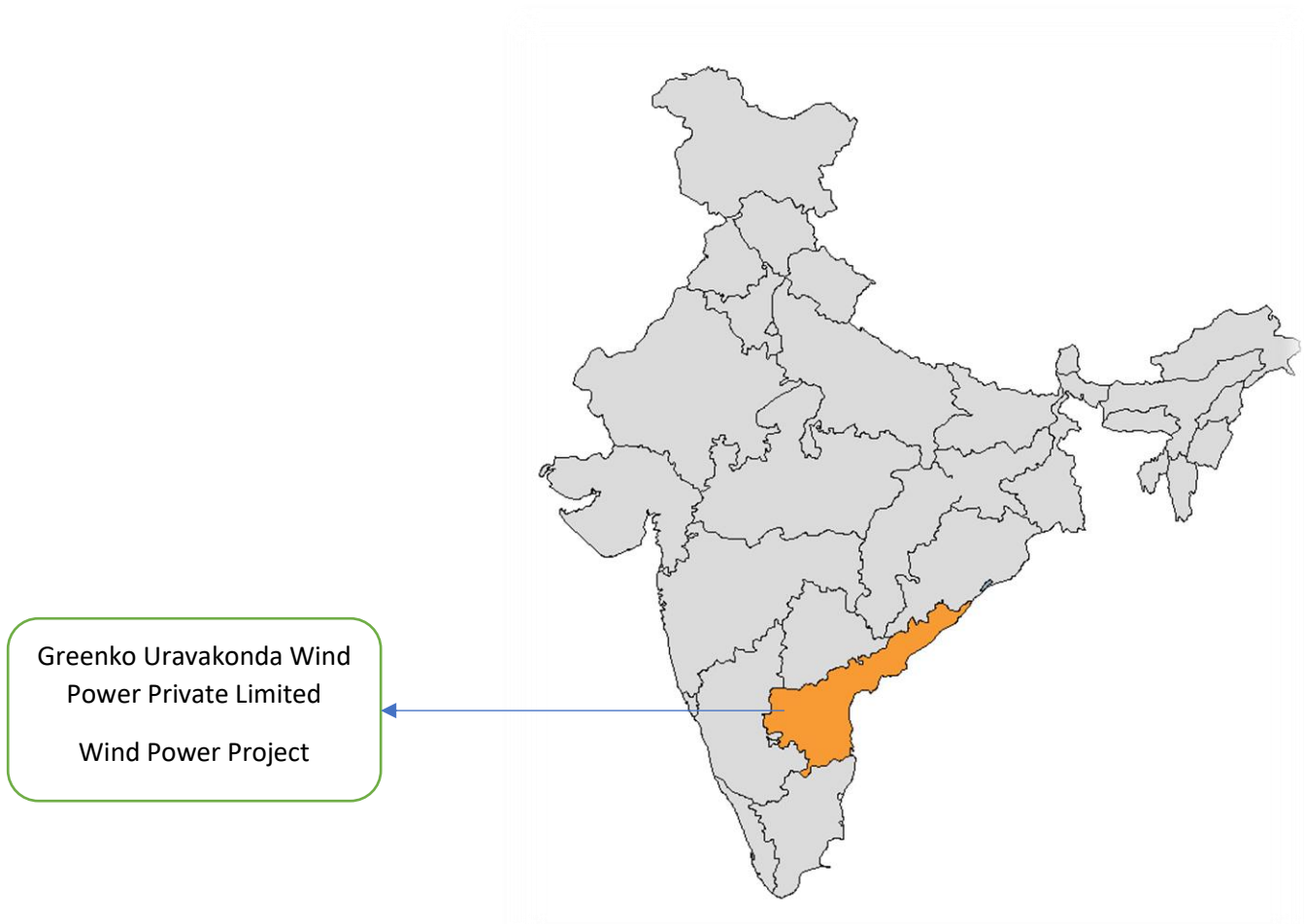
<b>Project 10</b>	<b>Greenko Mamatkhedha Wind Private Limited</b>
Capacity in MW	160.5
State	Karnataka and Madhya Pradesh



**GHG saving**

Year	GHG avoided in Million tCO2
2021 – 2022	0.11044424

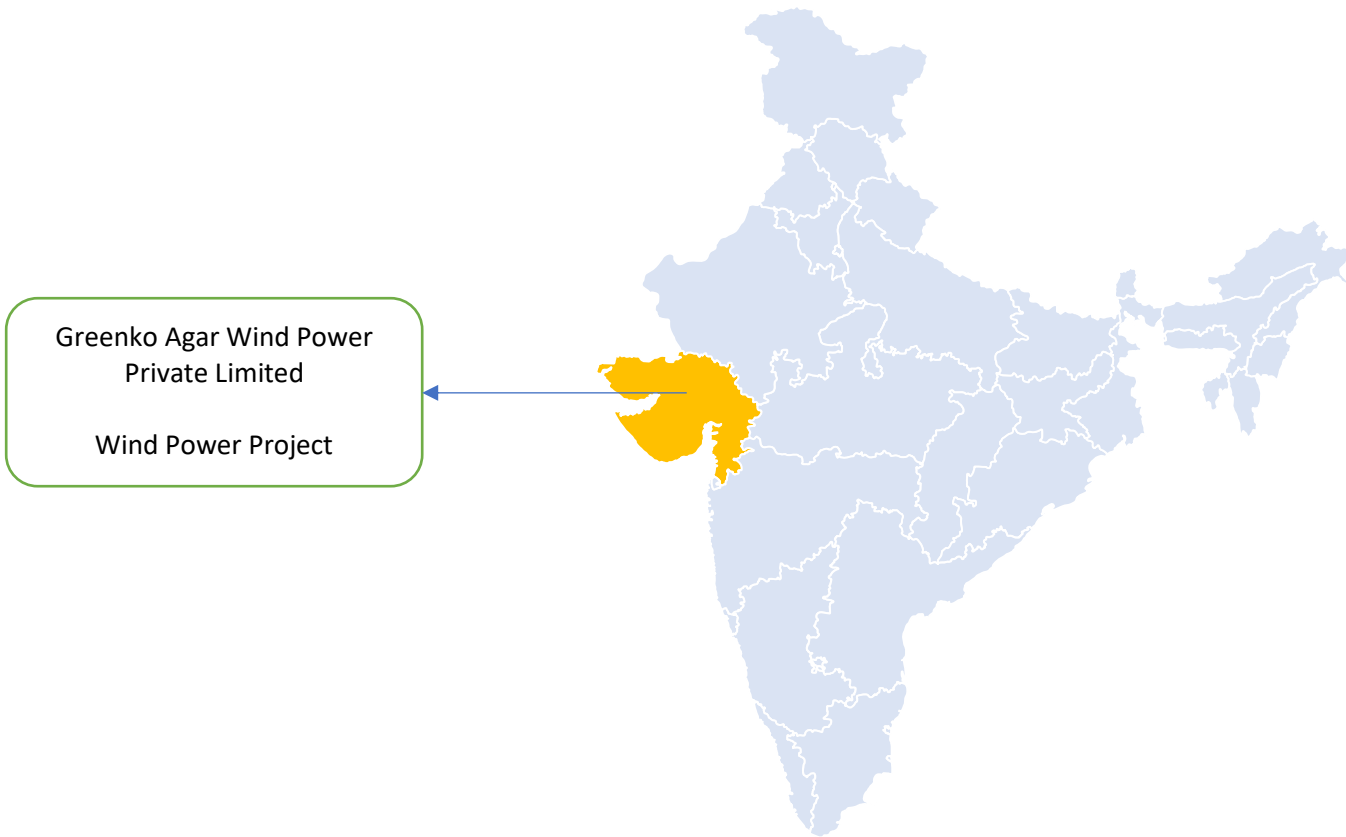
<b>Project 11</b>	<b>Greenko Uravakonda Wind Power Private Limited</b>
Capacity in MW	100.8
State	Andhra Pradesh



**GHG saving**

Year	GHG avoided in Million tCO2
2021 – 2022	0.046356705

<b>Project 12</b>	<b>Greenko Agar Wind Power Private Limited</b>
Capacity in MW	40
State	Gujarat

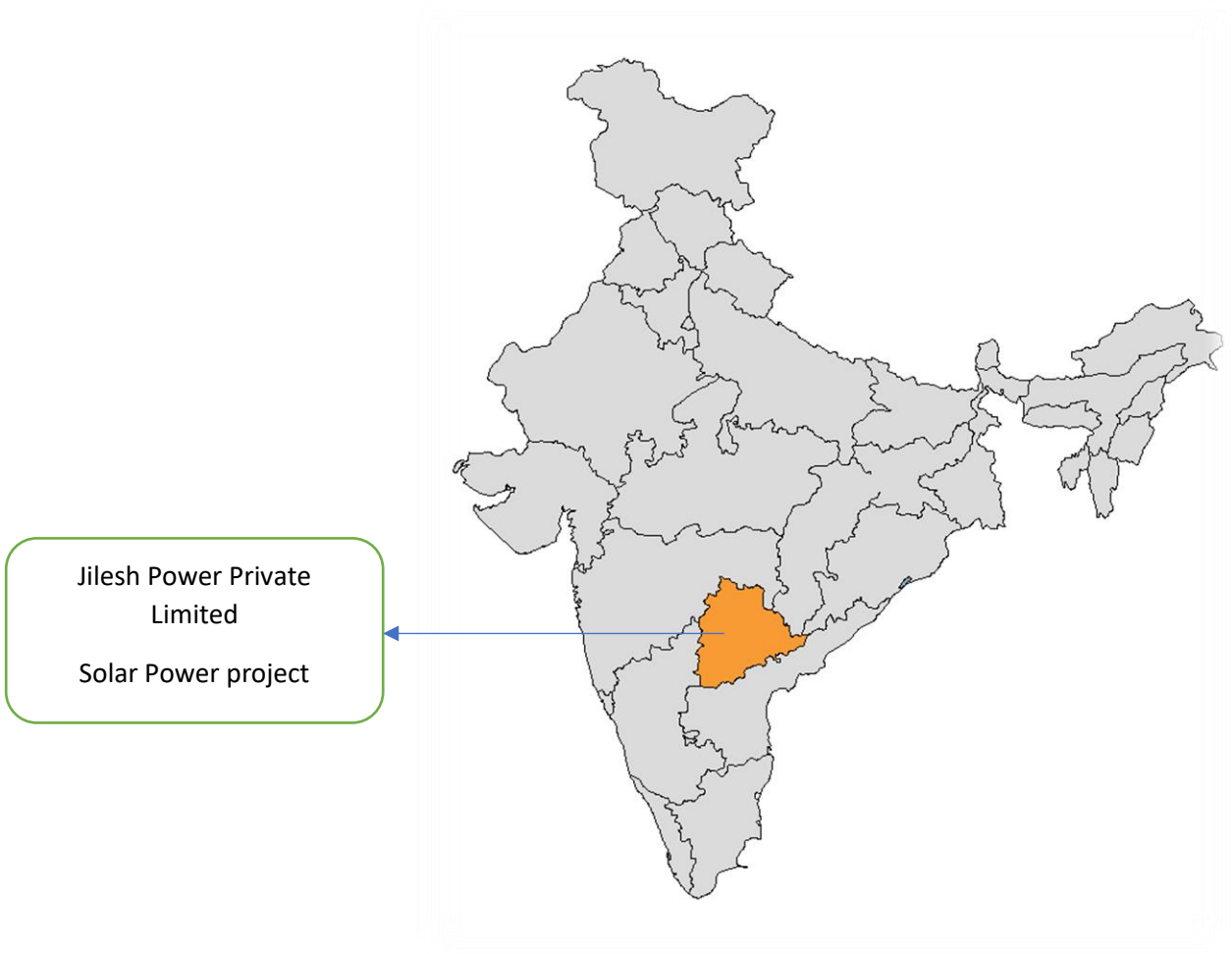


**GHG saving**

Year	GHG avoided in Million tCO2
2021 – 2022	0.097873716



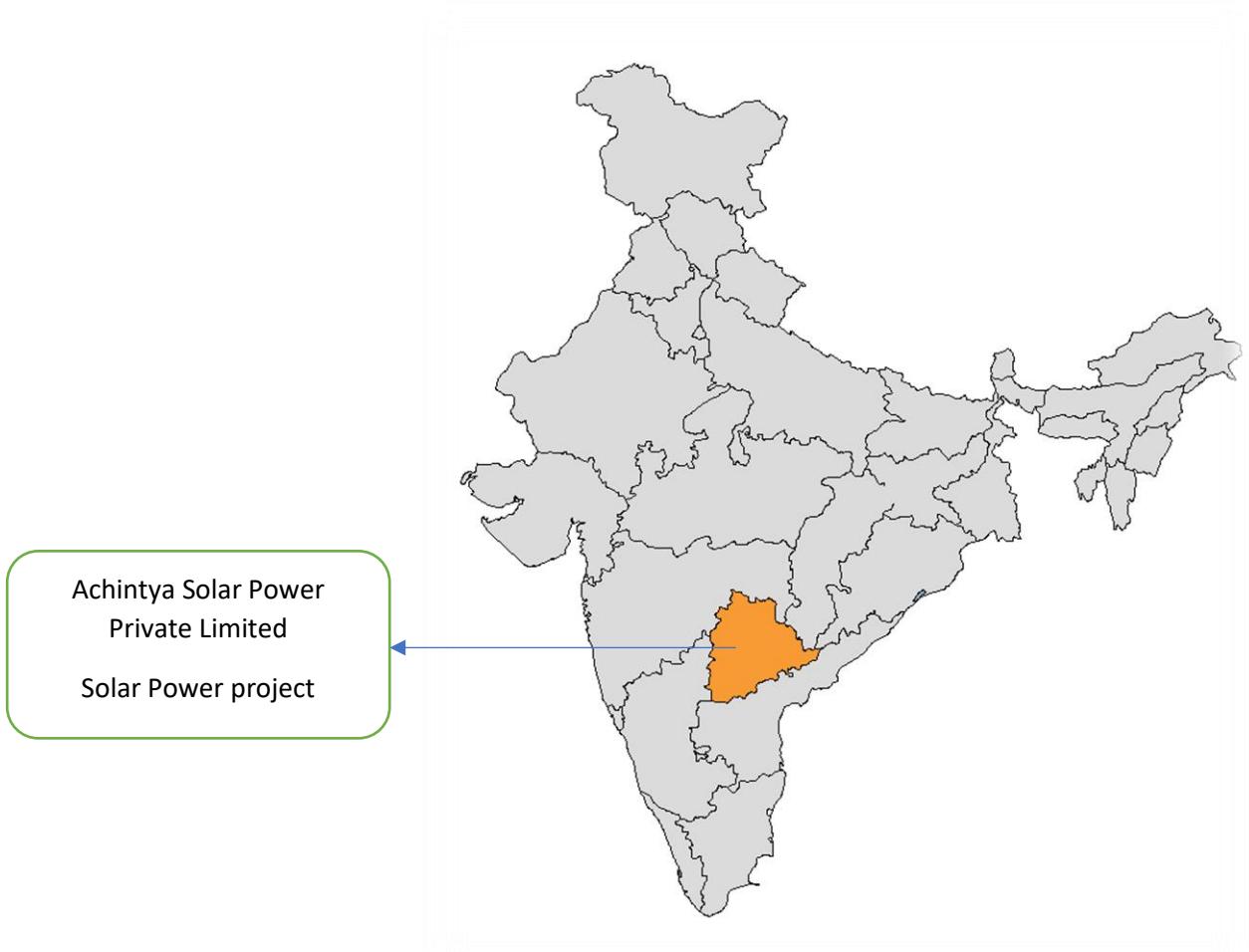
<b>Project 13</b>	<b>Jilesh Power Private Limited</b>
Capacity in MW	45
State	Telangana



**GHG saving**

Year	GHG avoided in Million tCO2
2021 – 2022	0.049650916

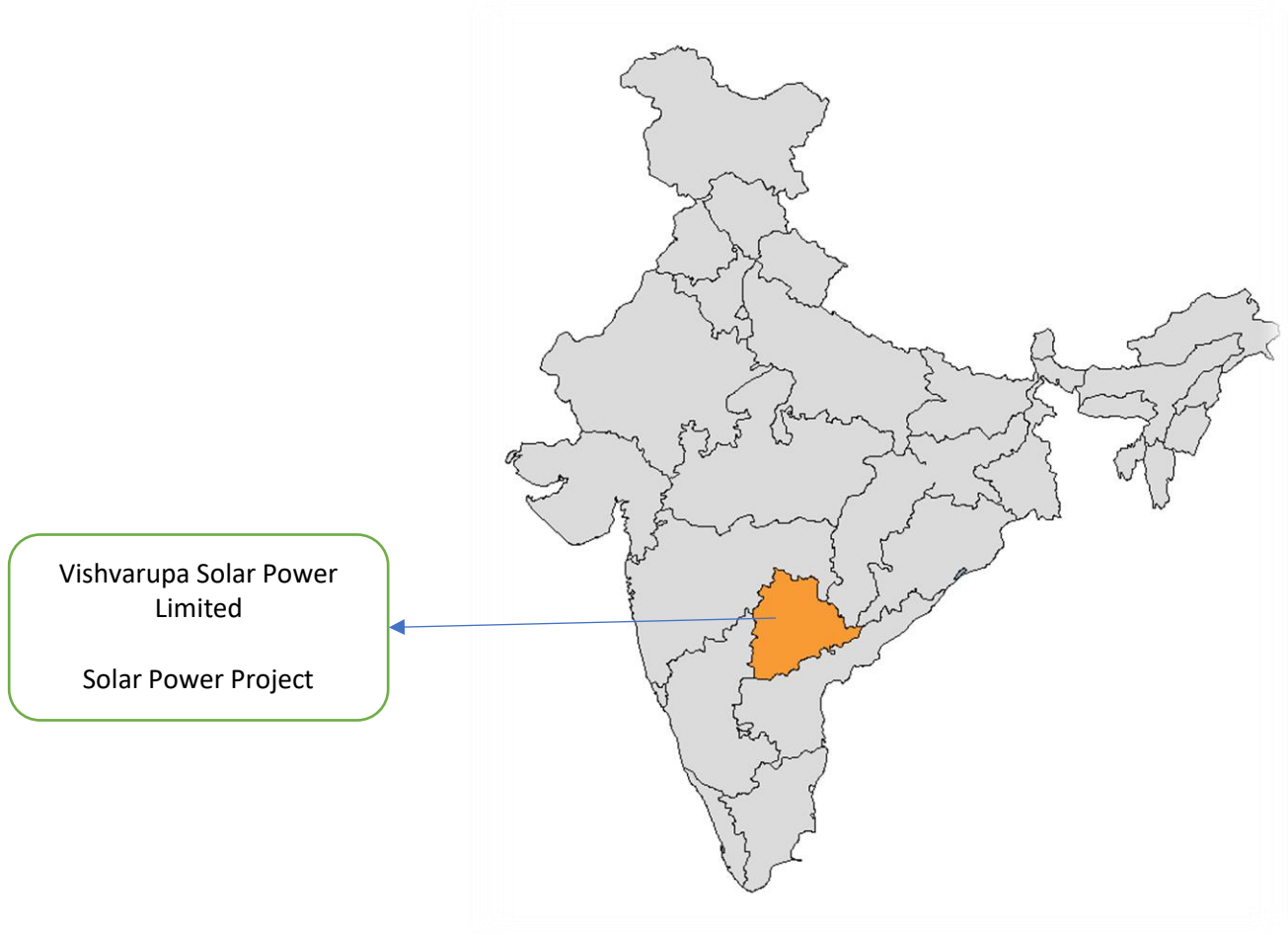
<b>Project 14</b>	<b>Achintya Solar Power Private Limited</b>
Capacity in MW	20
State	Telangana



**GHG saving**

Year	GHG avoided in Million tCO2
2021 – 2022	0.039504269

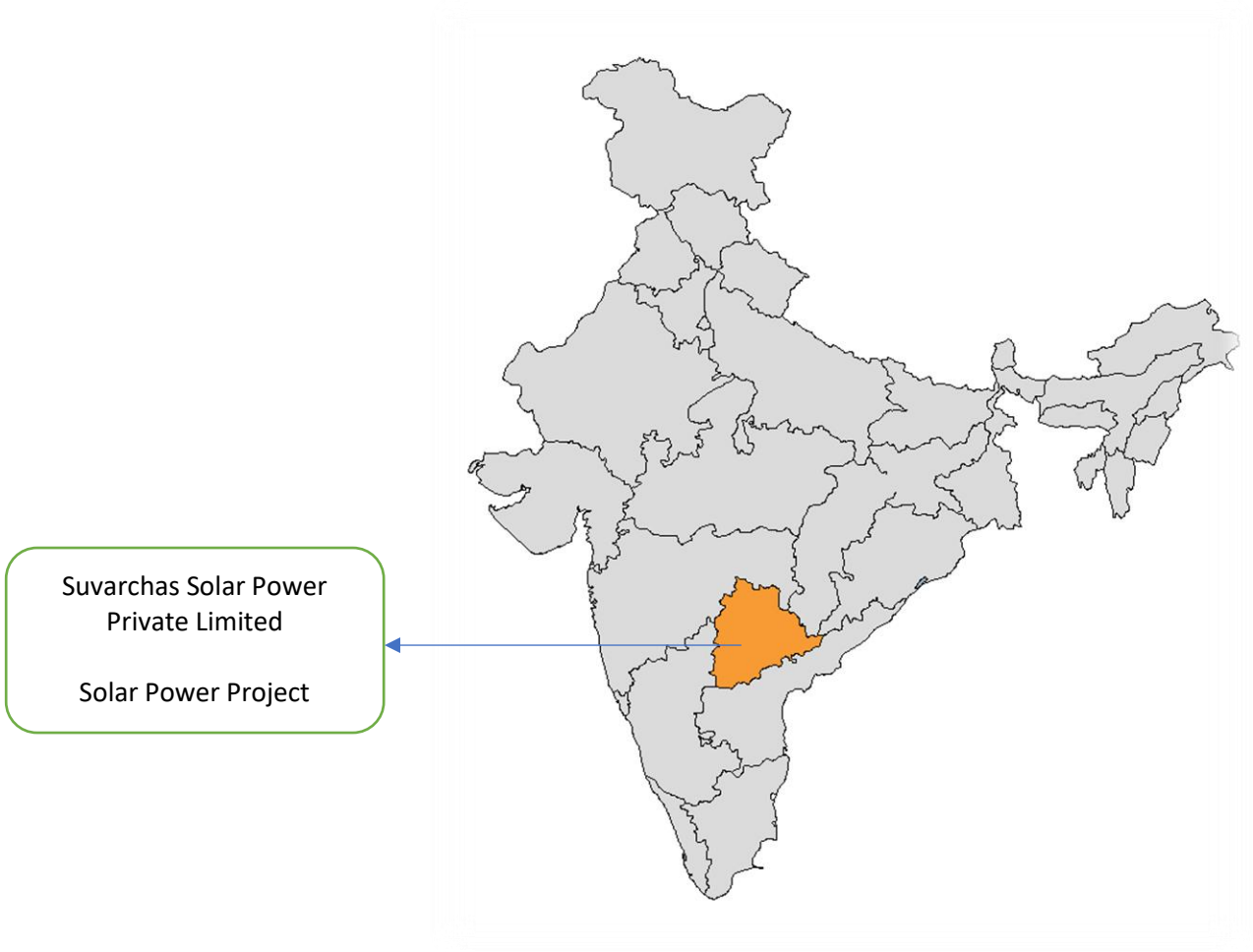
<b>Project 15</b>	<b>Vishvarupa Solar Power Limited</b>
Capacity in MW	10
State	Telangana



**GHG saving**

Year	GHG avoided in Million tCO2
2021 – 2022	0.055523227

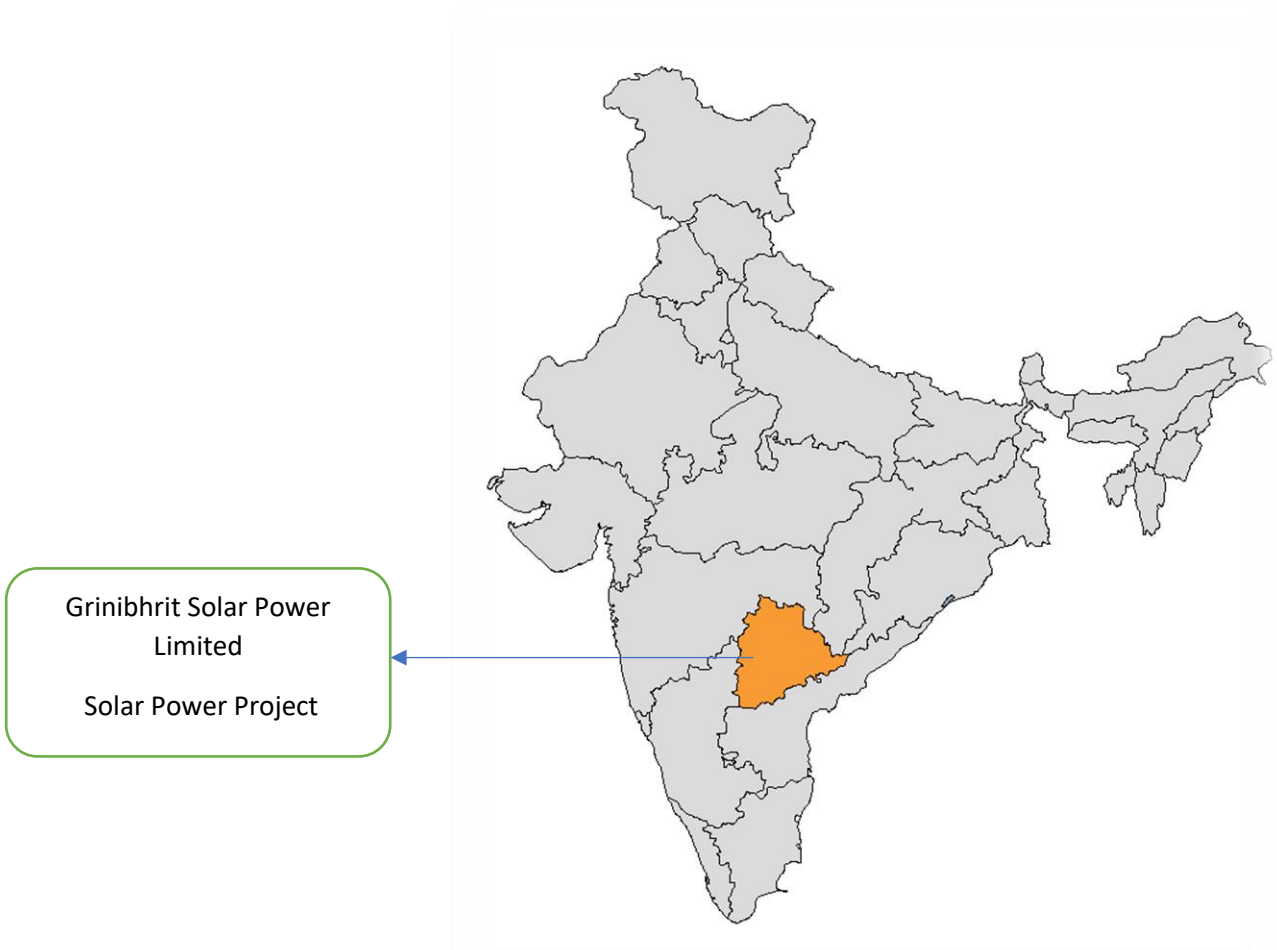
<b>Project 16</b>	<b>Suvarchas Solar Power Private Limited</b>
Capacity in MW	10
State	Telangana



**GHG saving**

Year	GHG avoided in Million tCO2
2021 – 2022	0.261872059

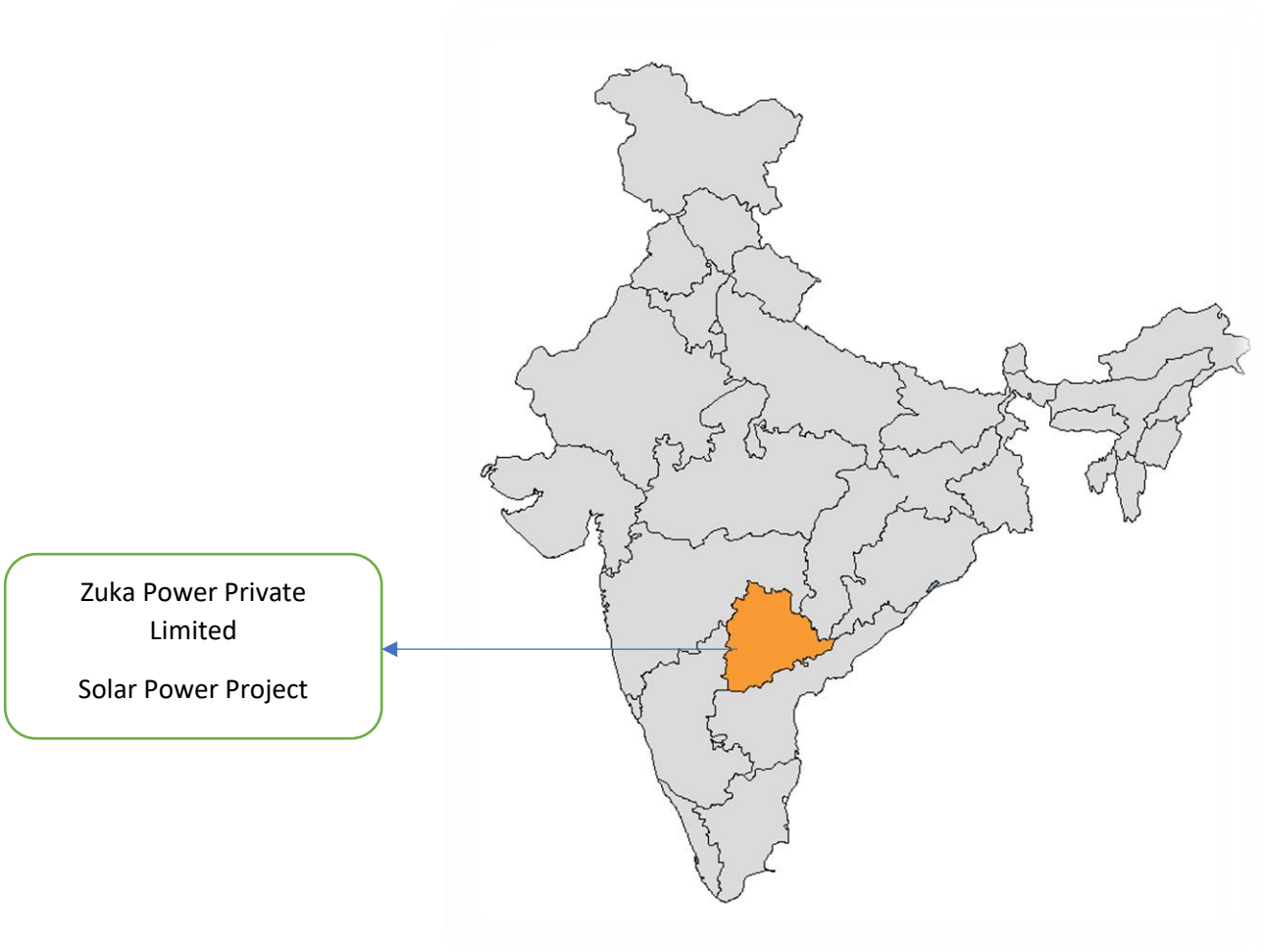
<b>Project 17</b>	<b>Grinibhrit Solar Power Limited</b>
Capacity in MW	10
State	Telangana



**GHG saving**

Year	GHG avoided in Million tCO2
2021 – 2022	0.171235076

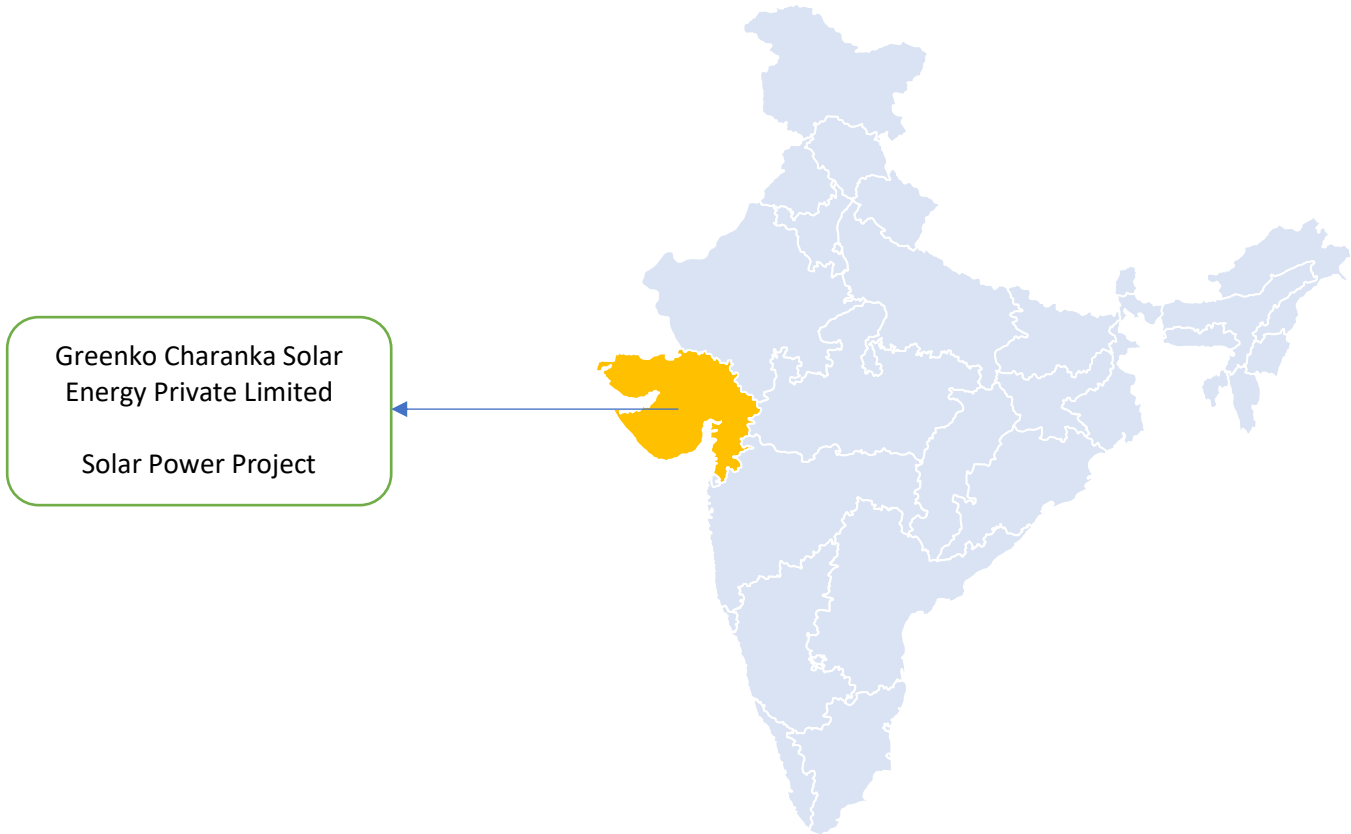
<b>Project 18</b>	<b>Zuka Power Private Limited</b>
Capacity in MW	48
State	Telangana



**GHG saving**

Year	GHG avoided in Million tCO2
2021 – 2022	0.096923054

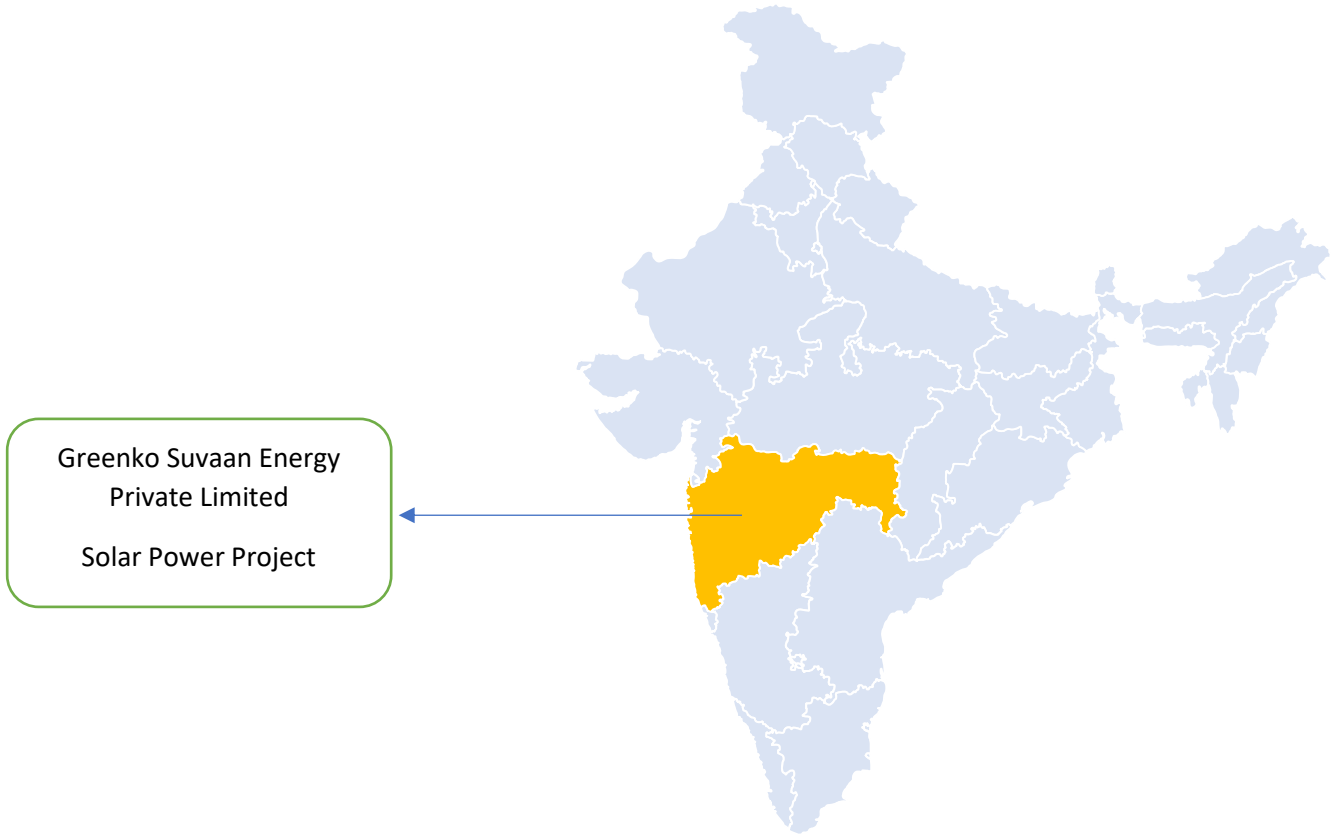
<b>Project 19</b>	<b>Greenko Charanka Solar Energy Private Limited</b>
Capacity in MW	40
State	Gujarat



**GHG saving**

Year	GHG avoided in Million tCO2
2021 – 2022	0.068673465

<b>Project 20</b>	<b>Greenko Suvaan Energy Private Limited</b>
Capacity in MW	100
State	Maharashtra



**GHG saving**

Year	GHG avoided in Million tCO2
2021 – 2022	0.168492383





**greenko**

#1131/A, Sai Square Building, Road No. 36,  
Jubilee Hills, Hyderabad- 500033,  
Telangana State, India.

For any queries and suggestions on the data and information please write to [sustainability@greenkogroup.com](mailto:sustainability@greenkogroup.com)